



Platon Cavity Drain Membranes – Ancillaries

PLATON BRICK PLUGS

For the installation of Platon P8 and Platon P5 membranes

Drill size 10mm

Average usage rate – 5 per m² (200 per 40m² roll)

100 per box



PLATON PLUG SEALS

For use with Platon Brick Plugs

100 per box



PLATON PLASTER PLUGS

For the installation of Platon Plaster Base and Platon Plaster Mesh membranes.

Drill size 8mm

Average usage rate – 13 per m² (520 per 40m² roll)

500 per box



PLATON PLASTER PLUG SEAL

For use with Platon Plaster Plugs

100 per box



PLATON SEALING TAPE

Used to form a seal between separate membrane drops.

2mm x 30mm x 20m

Usage – 1 roll per 40m² roll membrane

5 per box



PLATON SEALING ROPE


Used to form a seal around the neck of the Platon Brick Plug and the membrane when the plug is driven home into the substrate.

10mm x 5m

Usage – 1 roll per 100 brick plugs

– 5 rolls per roll P20 Membrane

10 per box



PLATON OVERTAPE

To seal the joints between drops of Platon Plaster Base and Platon Plaster Mesh membranes.

Usage – 1 roll Overtape per 40m² roll of membrane

115mm x 1mm x 25m




CORNERSTRIP

Used to link Platon wall and floor membranes. The strip is folded in half and positioned with the crease into the wall/floor angle. Once correctly aligned, the backing paper can be pulled away and the self-adhesive strip pressed firmly against the floor and wall membranes.

Usage – 1 roll per 10m length of wall:floor or wall:soffit joints

150mm x 1.5mm x 10m



ICF FIXING PLUGS

50mm corkscrew plugs designed to be sealed around head with Sealing Rope and screwed into insulation or ICF for fixing Platon Membranes.

Average usage – 5 per m² (200 per 40m² membrane)

100 per pack



ISOLA MEMBRANE TIES

A lateral restraint system that is screwed into the self-tapping hole of the Platon Brick Plug and anchored into the mortar bed joint when an independent brick/block wall is built in front of the Platon wall membrane.


100 per pack



PLATON TOP EDGE MOULDING

For installation along the top edge of Platon Double Drain membrane to avoid debris or backfill material from blocking the drainage channels.


Supplied in 2m lengths



PLATON X CRAMPS

For the installation of Platon Double Drain, fix along the top edge of the membrane only, at 250mm centres.

60 per pack



Triton Contact Details:

Triton Systems Ltd.
Units 3 – 5 Crayford Commercial Centre, Greyhound Way, Crayford, Kent DA1 4HF

Tel: 01322 318 830
Fax: 01322 524 017
Email: info@tritonsystems.co.uk

www.tritonsystems.co.uk